

ADDENDUM No. 02

**TIPPECANOE SCHOOL CORPORATION
WEA RIDGE MIDDLE SCHOOL
INTERIOR IMPROVEMENTS PACKAGE**

4410 SOUTH CR 150 EAST
LAFAYETTE, INDIANA

Project No.: 11014.02

October 28, 2011

TO ALL BIDDERS OF RECORD:

The following addendum indicates revisions, additions, and deletions from the original information, project manual, and construction drawings, dated October 6, 2011. This addendum forms a part of these documents.

Acknowledged receipt of this addendum by inserting its number on your bid proposal form. Failure to do so may subject the bidder to disqualification.

GENERAL INFORMATION

ITEM	DESCRIPTION
G-1	<u>PRE-BID SIGN IN SHEET</u> : See attached sign in sheet from the October 25 th pre-bid meeting.
G-2	<u>PLAN HOLDERS LIST</u> : See attached list of current plan holders.

PROJECT MANUAL

ITEM	DESCRIPTION
PR-1	<u>Bid Form</u> : Replace existing with new bid form noting Alternate #1.
PR-2	<u>012300 Alternates</u> : Add new attached spec section.

DRAWING NOTES & REVISIONS

ITEM	DESCRIPTION
D-1	<u>A101 Office Window:</u> Change Keynote #4 to be 'Shaw' carpet tile manufacturer, instead of 'Lee's'.
D-2	<u>A102 Laundry Room:</u> Change Keynote #4 to read 'Demo ALL 2"x2" ceramic floor tile (wall base where necessary) in shower room directly South of new Laundry Room where new drain line connects to existing line. When plumbing work is done, prep floor to receive new ceramic tile flooring. New ceramic tile is Daltile, Golden Nugget Mosaic 2x2 #5208. Replace wall base and transition strips as necessary, to match existing'.
D-3	<u>A102 Laundry Room:</u> Add Alternate #1 to add/deduct (note on bid form) the cost to run dryer vent, vertically through roof and use a roof vent instead of the horizontal wall vent. See attached detail #2 on ADD #2-01.
D-4	<u>A103 Art Room Ceiling:</u> Match existing school's 'lay-in' ceiling diffusers that are a Titus TDC. Field verify prior to ordering.
D-5	<u>A103 Art Room Ceiling:</u> New lay-in ceiling lights should include a dimming ballast that's wired into existing room dimming system. Also note that there is no corresponding Electrical sheet for this area.
D-6	<u>E100 Office Window:</u> Revise existing reception counter electrical as shown on attached ADD #2-02.
D-7	<u>E100 Office Window:</u> Revise electrical to new reception counter as shown on attached ADD #2-03
D-8	<u>M101 Laundry Room:</u> Provide lint trap as shown on attached ADD #2-04
D-9	<u>M101 Laundry Room:</u> Add Alternate #1 to vent dryer vertically through roof rather than horizontally through wall, see attached ADD #2-05.

END OF ADDENDUM NO. 2

BID FORM

TO: Tippecanoe School Corporation
21 Elston Road
Lafayette, Indiana 47905

PROJECT: TSC - Wea Ridge Middle School
Interior Improvements Package

PROJECT No.: 11014.02

BID DUE DATE: Thursday, November 3, 2011; 10:00 A.M.

Pursuant to and in compliance with the invitation to bid and the proposed Contract Documents relating to the:

This project consists of the renovation on the interior of Wea Ridge Middle School (4410 S. CR 150 E., Lafayette, Indiana) Work consists of adding a new entry door into the administration office, converting a storage room into a laundry room, and adding a new drop ceiling in the art rooms.

including Addenda No. _____

The undersigned, having become thoroughly familiar with the terms and conditions of the proposed Contract Documents and with local conditions affecting the performance and costs of the work at the place where the work is to be completed, and having fully inspected the site in all particulars, hereby proposes and agrees to fully perform the work within the time stated and in strict accordance with the proposed Contract Documents, whose description is not limited to items mentioned, including furnishing any and all labor and materials, including applicable allowances, services, taxes, freight and equipment necessary for completion of the work shown on the Drawings and in the Specifications, covering and supervising the entire project to guarantee complete work in accordance with the total project work to be performed for the following sum of money:

ITEM 1: CONTRACTOR

All labor, materials, allowances, services, taxes, freight and equipment necessary for completion of the work shown on the drawings and in the Specifications, covering and supervising the entire project to guarantee complete work in accordance with the total project work to be performed. Local Building Permit shall be the duty and the expense of the General Contractor.

TOTAL PROJECT BASE BID AMOUNT:
(INCLUDES 100% PERFORMANCE BOND) \$ _____

THE COST OF 100% PERFORMANCE BOND
SHALL BE INCLUDED IN THE BASE BID
(LIST COST FOR ACCOUNTING PURPOSES) \$ _____

ALTERNATE #1 ROOF VENTING INSTEAD OF WALL VENTING
ADD/DEDUCT (NOTE ADD W/ '+' AND DEDUCT W/ '-') \$ _____

AIA Form G805 (or equivalent), List of Subcontractors, must be submitted with this bid.

ITEM NO. 2:

I understand that the Owner reserves the right to reject this bid and to not necessarily accept the lowest bid. I further understand that this bid shall remain open and not withdrawn for a period of sixty (60) days from the date prescribed for opening.

ITEM NO. 3:

If written notice of the acceptance of this bid is mailed or delivered to the undersigned within sixty (60) days after the date set for the opening of this bid, or at any other time thereafter before it is withdrawn, the undersigned will execute and deliver the Contract Documents to the Owner in accordance with this bid as accepted and will also furnish and deliver to the Owner proof of insurance coverage, all within five days after personal delivery or after deposit in the mails of the notification of acceptance of this bid.

ITEM NO. 4:

This bid form shall be accompanied by a certified check or bid bond in the amount of at least 5% of the total bid amount.

ITEM NO. 5

A fully executed State Board of Accounts Approved Form #96, Revised 2000, along with non-collusion affidavit must accompany this bid form.

ITEM NO. 6:

Notice of acceptance or request for additional information may be addressed to the undersigned at the address set forth below.

ITEM NO. 7:

The names of all persons interested in the foregoing bid as principals are:

(IMPORTANT NOTICE: If bidder or other interested person is a corporation, give legal name of corporation, state where incorporated, and names of president and secretary; if a partnership, give name of firm and names of all individual co-partners composing the firm; if bidder or other interested person is an individual, give last names in full.)

SIGNATURE(S) OF BIDDER:

Company Name

Authorized Signature

Date

Authorized Signature

Date

Note: If bidder is a corporation, set forth the legal name of the corporation together with the signature(s) of the officer(s) authorized to sign contracts on their behalf.

BUSINESS ADDRESS: _____

TELEPHONE NUMBER: _____

SECTION 012300 - ALTERNATES

PART 1 - GENERAL

1.1 SUMMARY

- A. Section includes administrative and procedural requirements for alternates.

1.2 DEFINITIONS

- A. Alternate: An amount proposed by bidders and stated on the Bid Form for certain work defined in the bidding requirements that may be added to or deducted from the base bid amount if Owner decides to accept a corresponding change either in the amount of construction to be completed or in the products, materials, equipment, systems, or installation methods described in the Contract Documents.
 - 1. Alternates described in this Section are part of the Work only if enumerated in the Agreement.
 - 2. The cost or credit for each alternate is the net addition to or deduction from the Contract Sum to incorporate alternate into the Work. No other adjustments are made to the Contract Sum.

1.3 PROCEDURES

- A. Coordination: Revise or adjust affected adjacent work as necessary to completely integrate work of the alternate into Project.
 - 1. Include as part of each alternate, miscellaneous devices, accessory objects, and similar items incidental to or required for a complete installation whether or not indicated as part of alternate.
- B. Notification: Immediately following award of the Contract, notify each party involved, in writing, of the status of each alternate. Indicate if alternates have been accepted, rejected, or deferred for later consideration. Include a complete description of negotiated revisions to alternates.
- C. Execute accepted alternates under the same conditions as other work of the Contract.
- D. Schedule: A schedule of alternates is included at the end of this Section. Specification Sections referenced in schedule contain requirements for materials necessary to achieve the work described under each alternate.

PART 2 - PRODUCTS (Not Used)

PART 3 - EXECUTION

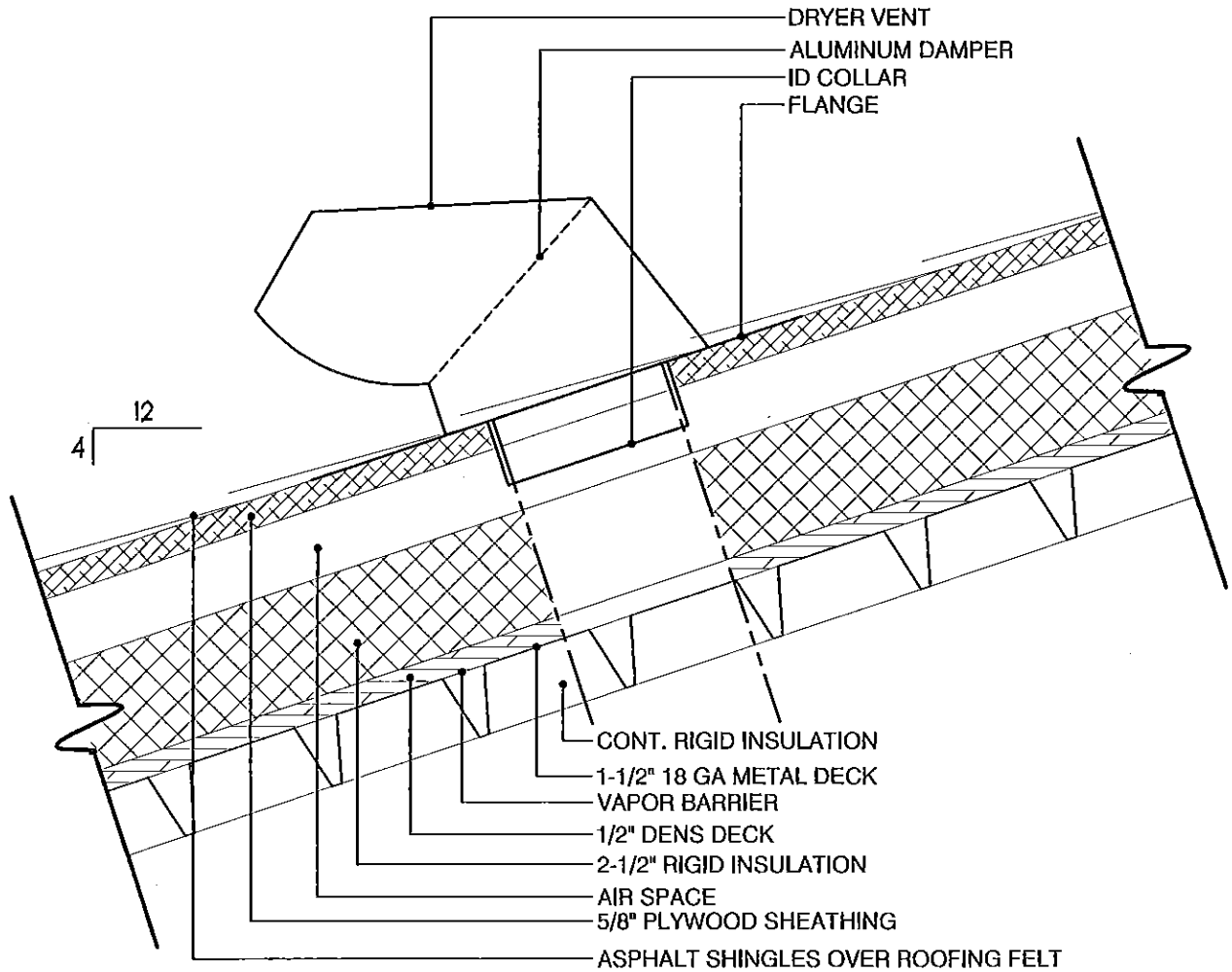
3.1 SCHEDULE OF ALTERNATES

A. Alternate No. 1: ROOF VENTING INSTEAD OF WALL VENTING

1. Base Bid: Includes the horizontal venting of the dryer, out the wall (with wall vent).
2. Alternate: Is the net change in cost (add/deduct) to run the dryer vent, vertically out through the roof (with roof vent). Contractor must coordinate with Roofing Contractor that currently holds the warranty on the roof, so as to not void the warranty.

END OF SECTION 012300

RE-FLASH AROUND VENT AND RUN ROOFING
 FELT OVER FLANGE-PATCH IN SHINGLES -
 COORDINATE WITH OWNER AND EXISTING
 ROOFING CONTRACTOR WARRANTY



2 ROOF VENT DETAIL
 SCALE: 3" = 1'-0"

KEYSTONE COLLEGE SQUARE
 332 MAIN STREET
 LAFAYETTE, INDIANA 47901
 • architecture Inc. • PHONE: 765-420-7400
 FAX: 765-420-7444

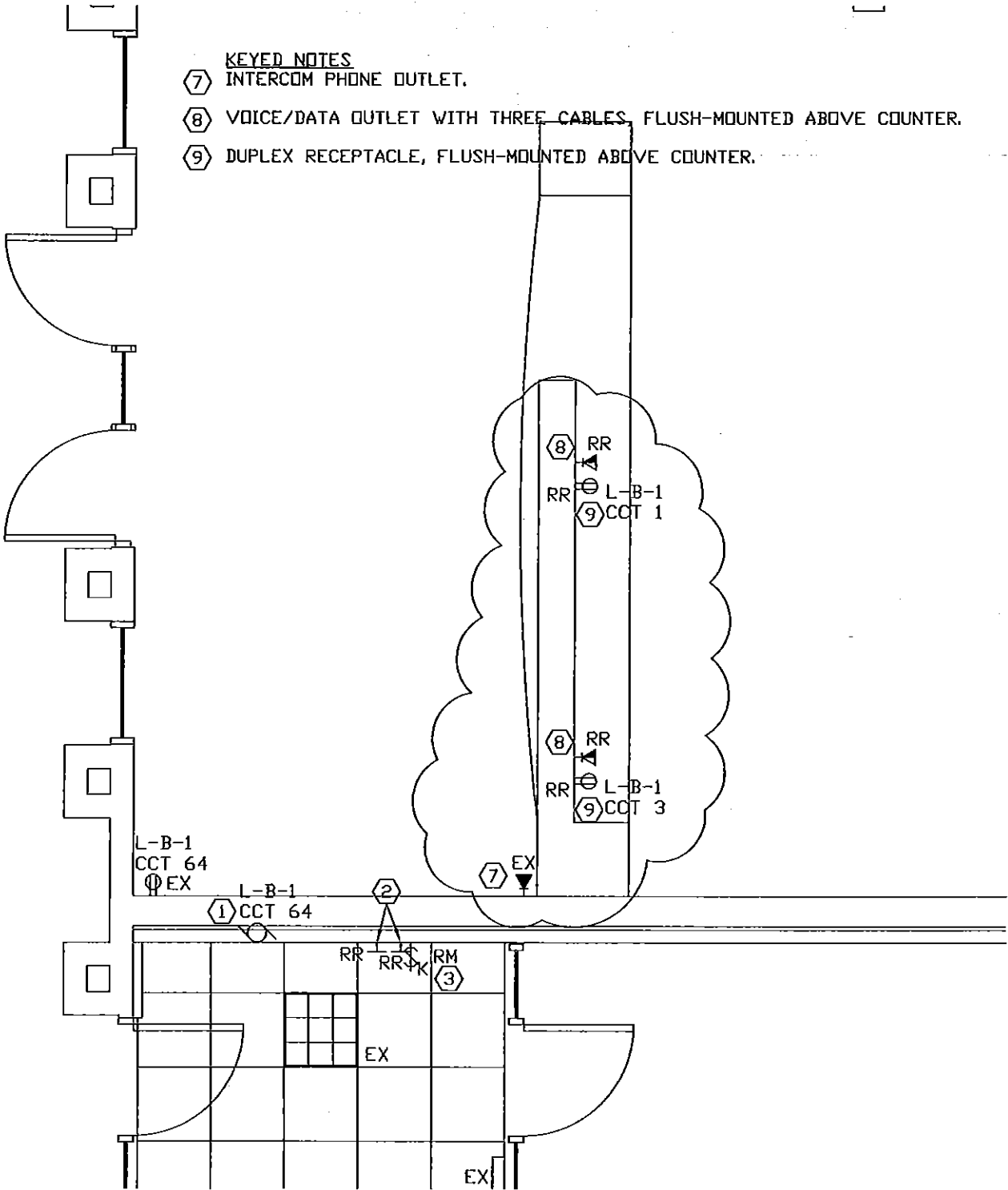
**TSC - WEA RIDGE MIDDLE SCHOOL
 INTERIOR IMPROVEMENTS PACKAGE**
 4410 SOUTH CR 150 EAST
 LAFAYETTE, INDIANA

SHEET REF.:
A102
 SCALE:
3"=1'
 DATE:
.10/28/11

JOB NUMBER:
11014.02
 DWG. NUMBER:
ADD #2-01

KEYED NOTES

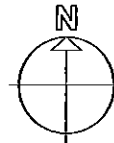
- ⑦ INTERCOM PHONE OUTLET.
- ⑧ VOICE/DATA OUTLET WITH THREE CABLES, FLUSH-MOUNTED ABOVE COUNTER.
- ⑨ DUPLEX RECEPTACLE, FLUSH-MOUNTED ABOVE COUNTER.



1

ELECTRICAL DEMOLITION PLAN

SCALE: 1/4" = 1'-0"

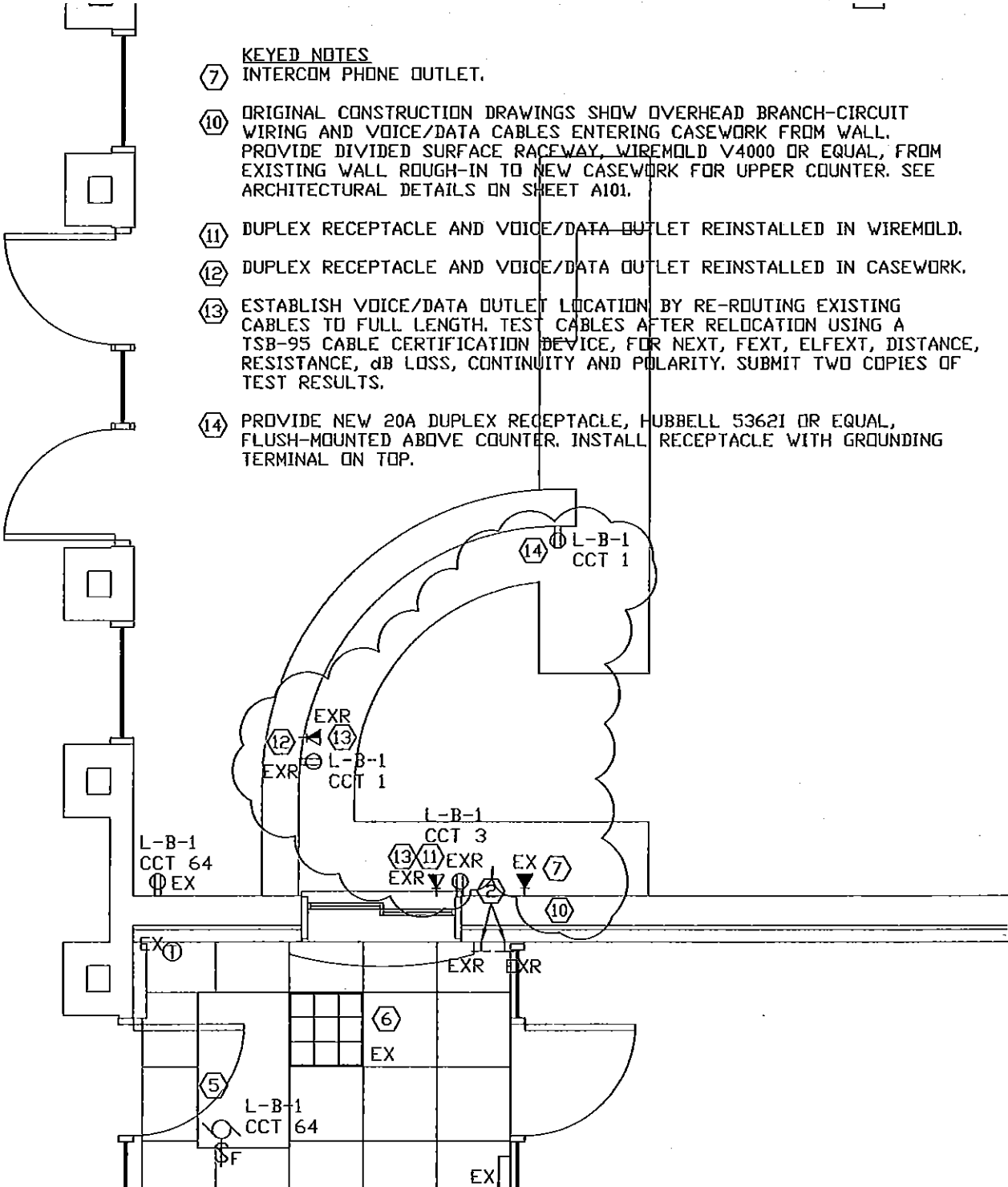


KEYSTONE COURT HOUSE SQUARE
 322 MAIN STREET
 LAFAYETTE, INDIANA 47901
 • architecture inc. • PHONE: 765-425-7400
 FAX: 765-425-7444

**WEA RIDGE MIDDLE SCHOOL
 INTERIOR IMPROVEMENTS PACKAGE**
 4410 SOUTH CR 150 EAST
 LAFAYETTE, INDIANA

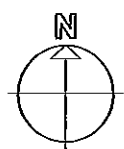
SHEET REF.: E100
 SCALE: 1/4" = 1'-0"
 DATE: 10/28/11

JOB NUMBER: 11014.02
 DWG. NUMBER: ADD #2-02



- KEYED NOTES**
- ⑦ INTERCOM PHONE OUTLET.
 - ⑩ ORIGINAL CONSTRUCTION DRAWINGS SHOW OVERHEAD BRANCH-CIRCUIT WIRING AND VOICE/DATA CABLES ENTERING CASEWORK FROM WALL. PROVIDE DIVIDED SURFACE RACEWAY, WIREMOLD V4000 OR EQUAL, FROM EXISTING WALL ROUGH-IN TO NEW CASEWORK FOR UPPER COUNTER. SEE ARCHITECTURAL DETAILS ON SHEET A101.
 - ⑪ DUPLEX RECEPTACLE AND VOICE/DATA OUTLET REINSTALLED IN WIREMOLD.
 - ⑫ DUPLEX RECEPTACLE AND VOICE/DATA OUTLET REINSTALLED IN CASEWORK.
 - ⑬ ESTABLISH VOICE/DATA OUTLET LOCATION BY RE-ROUTING EXISTING CABLES TO FULL LENGTH. TEST CABLES AFTER RELOCATION USING A TSB-95 CABLE CERTIFICATION DEVICE, FOR NEXT, FEXT, ELFEXT, DISTANCE, RESISTANCE, dB LOSS, CONTINUITY AND POLARITY. SUBMIT TWO COPIES OF TEST RESULTS.
 - ⑭ PROVIDE NEW 20A DUPLEX RECEPTACLE, HUBBELL 53621 OR EQUAL, FLUSH-MOUNTED ABOVE COUNTER. INSTALL RECEPTACLE WITH GROUNDING TERMINAL ON TOP.

2 ELECTRICAL PLAN
SCALE: 1/4" = 1'-0"



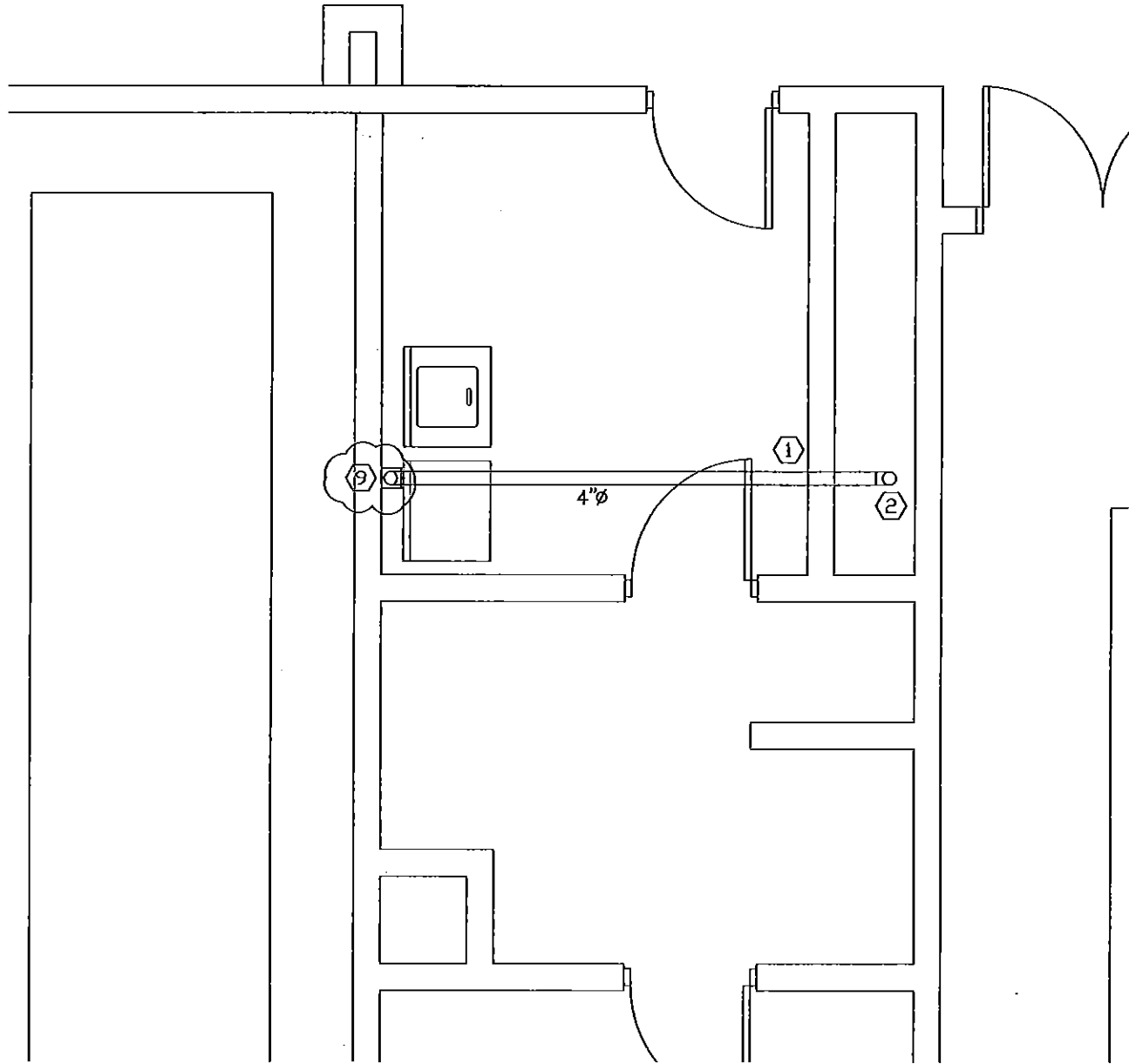
KEYSTONE COURT HOUSE SQUARE
332 MAIN STREET
LAFAYETTE, INDIANA 47901
PHONE: 765-425-7400
FAX: 765-425-7444
• architecture Inc. •

**WEA RIDGE MIDDLE SCHOOL
INTERIOR IMPROVEMENTS PACKAGE**
4410 SOUTH CR 150 EAST
LAFAYETTE, INDIANA

SHEET REF.: E100
SCALE: 1/4"=1'-0"
DATE: 10/28/11

JOB NUMBER: 11014.02
DWG. NUMBER: ADD #2-03

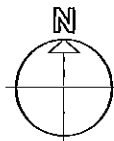
KEYED NOTES
 ⑨ PROVIDE LINT TRAP, REVERSOMATIC LT-200-44 OR EQUAL, WITH OPTIONAL FILTER FRAME.



1

FIRST FLOOR MECHANICAL PLAN

SCALE: 1/4" = 1'-0"



KEYSTONE COURTHOUSE SQUARE
 222 MAIN STREET
 LAFAYETTE, INDIANA 47901
 • architecture inc. • PHONE: 765-337-7400 FAX: 765-337-7444

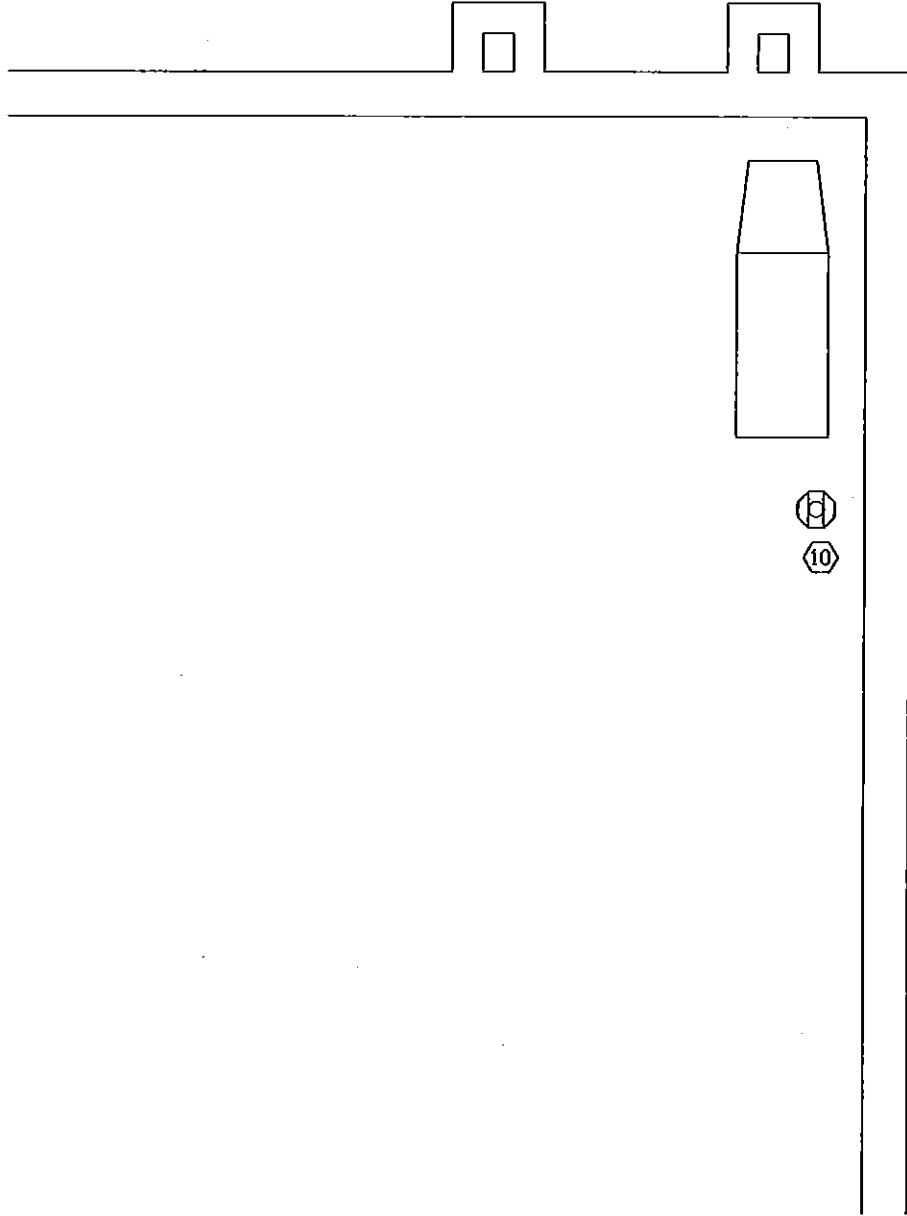
**WEA RIDGE MIDDLE SCHOOL
 INTERIOR IMPROVEMENTS PACKAGE**
 4410 SOUTH CR 150 EAST
 LAFAYETTE, INDIANA

SHEET REF.: M101
 SCALE: 1/4" = 1'-0"
 DATE: 10/28/11

JOB NUMBER: 11014.02
 DWG. NUMBER: ADD #2-04

KEYED NOTES

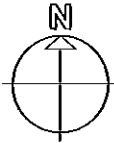
- ⑩ CONTINUE DRYER VENT UP THROUGH ROOF, APPROXIMATELY 28FT ABOVE MEZZANINE FLOOR SLAB. PROVIDE VENT CAP FOR SLOPED ROOF, DRYERJACK DRYJK4 OR EQUAL. (IN-LINE DRYER EXHAUST BOOSTER FAN REMAINS IN SCOPE OF WORK.)



2

MEZZANINE MECHANICAL PLAN - ALT #1

SCALE: 1/4" = 1'-0"



KEYSTONE COUNTRYHOUSE SQUARE
302 MAIN STREET
LAFAYETTE, INDIANA 47901
PHONE: 765-426-7400
FAX: 765-426-7444
• architecture Inc. •

WEA RIDGE MIDDLE SCHOOL
INTERIOR IMPROVEMENTS PACKAGE
4410 SOUTH CR 150 EAST
LAFAYETTE, INDIANA

SHEET REF.:
M101
SCALE:
1/4" = 1'-0"
DATE:
10/28/11

JOB NUMBER:
11014.02
DWG. NUMBER:
ADD #2-05